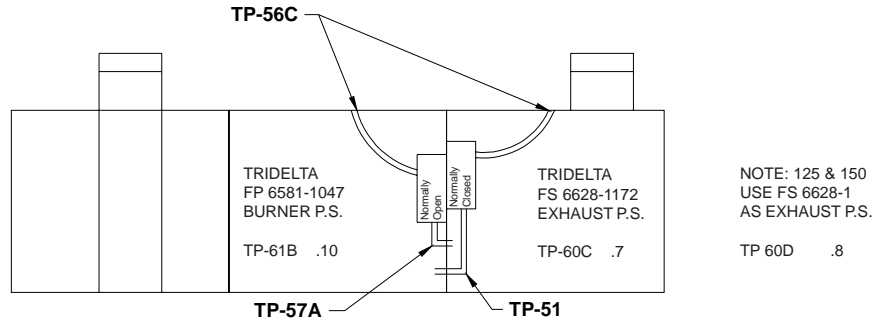
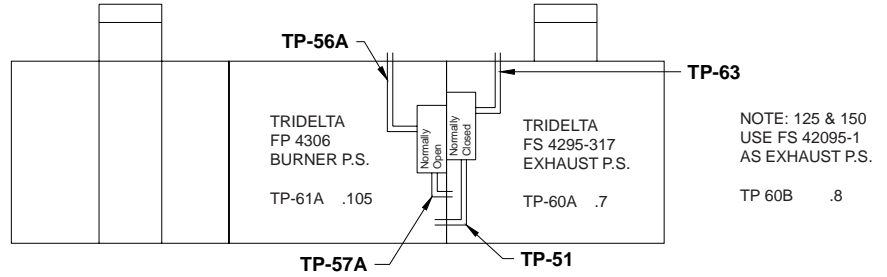


DTH HISTORY

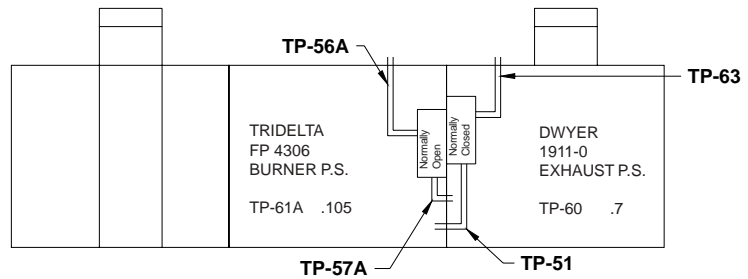
**-2 MODELS VINYL TUBING
APRIL 92 to PRESENT**



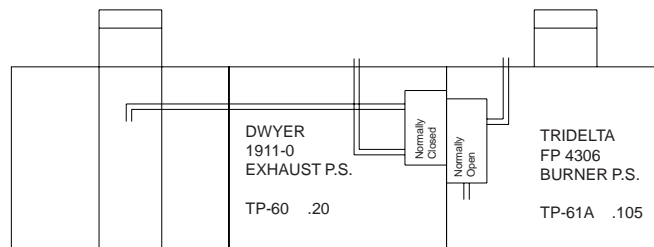
**-2 MODELS METAL TUBE
JAN 87 to APRIL 92
BLUE ENAMEL BEGAN OCT 1989**



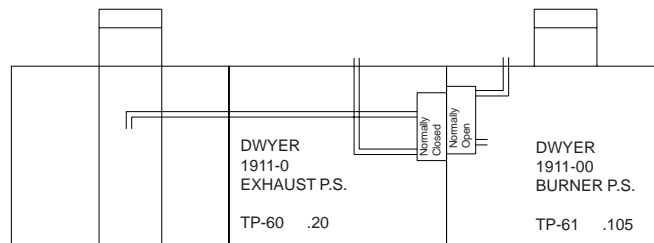
**-2 MODELS
NOV 86 to JAN 87
NEW FAN WHEEL**



**NON -2 MODELS
BRIEF PERIOD BETWEEN
DWYER/DWYER AND
TRIDELTA FP4306/DWYER 1911-0**

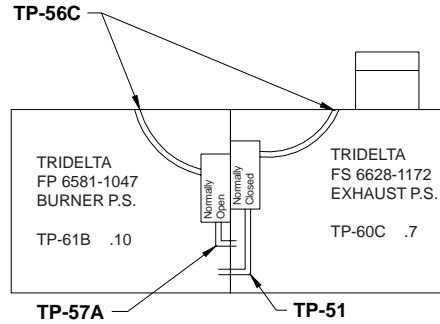


**NON -2 MODELS
NOV 86 & PRIOR**



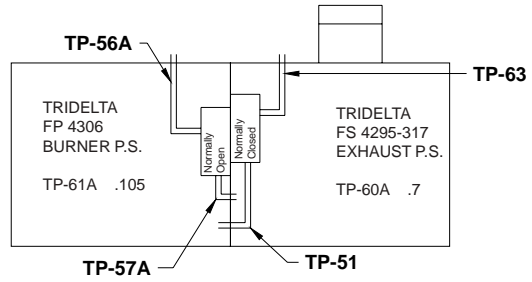
DTHS HISTORY

**-2 MODELS VINYL TUBING
APRIL 92 to PRESENT**



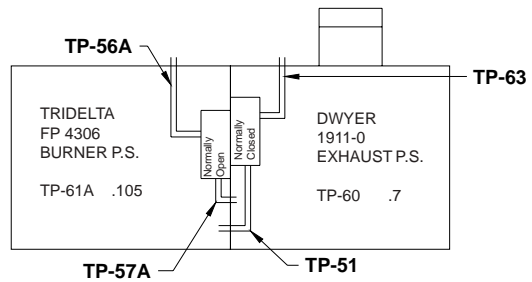
NOTE: 125 & 150-3
USE FS 6628-1173
AS EXHAUST P.S.
TP 60D .8

**-2 MODELS METAL TUBE
JAN 87 to APRIL 92
61B SUBS FOR 61A
BLUE ENAMEL BEGAN OCT 1989**

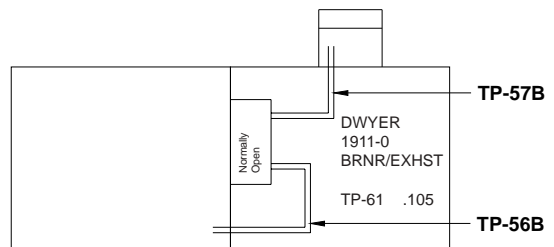


NOTE: 125 & 150-3
USE FS 42095-565
AS EXHAUST P.S.
TP 60B .8

**-2 MODELS
NOV 86 to JAN 87
61B SUB FOR 61A**



**NON -2 MODELS
1985 to NOV 86
NEW FAN**



**1984 AND PRIOR
123-4567-8 SERIAL FORMAT**

